

Technical Rider

Genre: Non-verbal Theatre Play

Audience Suitability: Age 3+, Family

Venue Capacity: Best 400 / Max 600

Touring Member: 8

Minimum Stage Size: W7.5 * D5.5 * H4 (m)

W25' x D18' x H13.5' (feet)

DOODLE POP 두들팝

Draw Your Mind!

Exciting Oceanic Adventure!

A mischievous duo starts doodle... and ends up creating a whole imaginative world!

They invite us along on their sea adventure with a tiny little turtle. What will happen as we follow their vivid drawings into this beautiful watery world, and will they return the turtle to the sea safely?

This touching and playful non-verbal show uses live musicians who perform the accompanying score and sound effects, stunning interactive animation projections and live whiteboard drawings, and an abundance of theatrical imagination.



BRUSH Theatre LLC
 brushtheatre@gmail.com
 +82-1600-8534
 www.brushtheatre.com

Venue Requirements

Load-in and Setup

A full day (8 hours) before the day of the first performance is preferred for setup and rehearsal. However, same day load-in and performance is possible depending on the conditions and time availability.

Setup – 6 Hours

- Load-in
- Lighting Hanging
- Stage Setup
- Projector Setup
- Light Focusing
- Sound System Check
- Light Programming

Load-out – 2 Hours

** Changeable depending on the conditions, to be discussed in advance.*



STAGE

SIZE

Minimum stage size is to be W7.5 * D5.5 * H4 in meters (W25' x D18' x H13.5' (feet) but slightly bigger sized stage is recommended.

FLOOR

The stage floor needs to be covered in black overall, please preinstall dance/marley floors, etc. if needed. Additional black waterproof tarpaulin flooring to be brought by BRUSH.

CURTAINS

BRUSH will bring 2 sets of border and leg curtains, to be tied up on the stage battens.

In black, a full backdrop, additional sets of masking legs and borders are ideal.

Curtains and batten placements to be decided on site.




STAGE

SETS

A large white screen board (4.8m x 2.2m/16 x 7.5 feet) is installed in the center of the stage for drawing and projection. Matching white floor is installed in front of the board, and the LED strips are installed on the borders of the white screen and the floor.

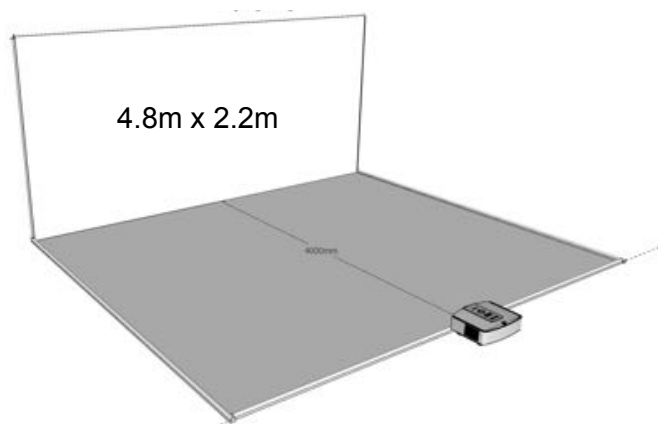
Frame columns behind the board are to be fixed with stage weights provided, and to be nailed on the floor if allowed.



On left (SR), a synthesizer keyboard and electronic drum set will be placed for the musicians.

On right (SL), an operator table for 2 laptops, a boom mic stand and a sound mixing console is placed for on-stage video/sound effects.

On the downstage edge, a projector will be installed on stage floor level. To bring the performance as close as possible to the audience, a stack of stage blocks could be used to place the projector off-stage to get the board more closer. The screen board is positioned 4 meters apart from the projector lens.

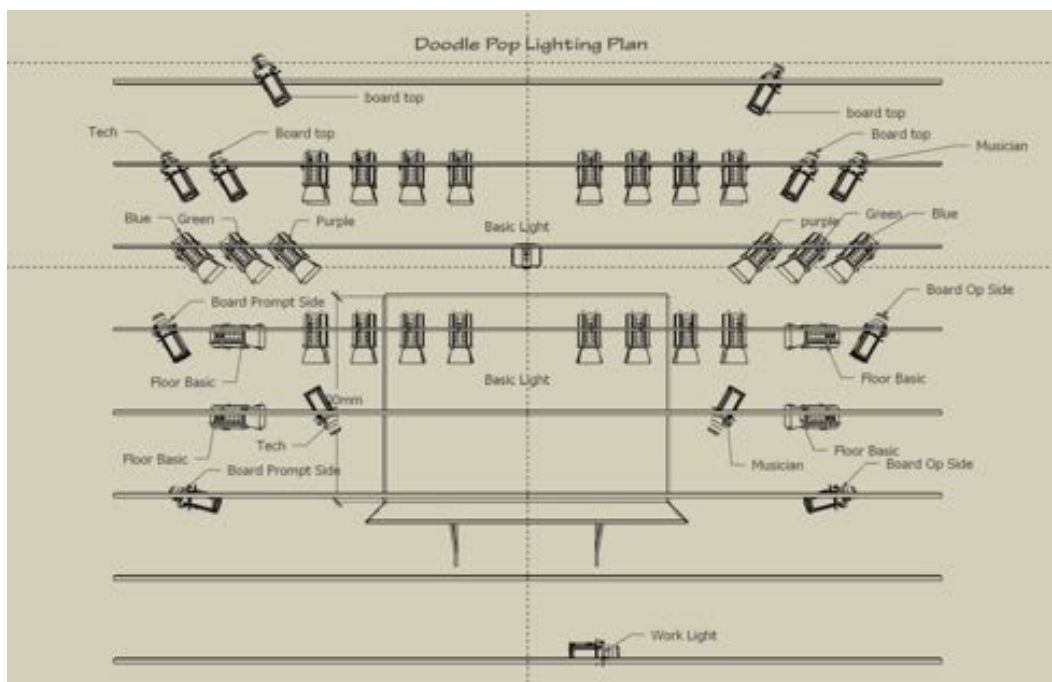
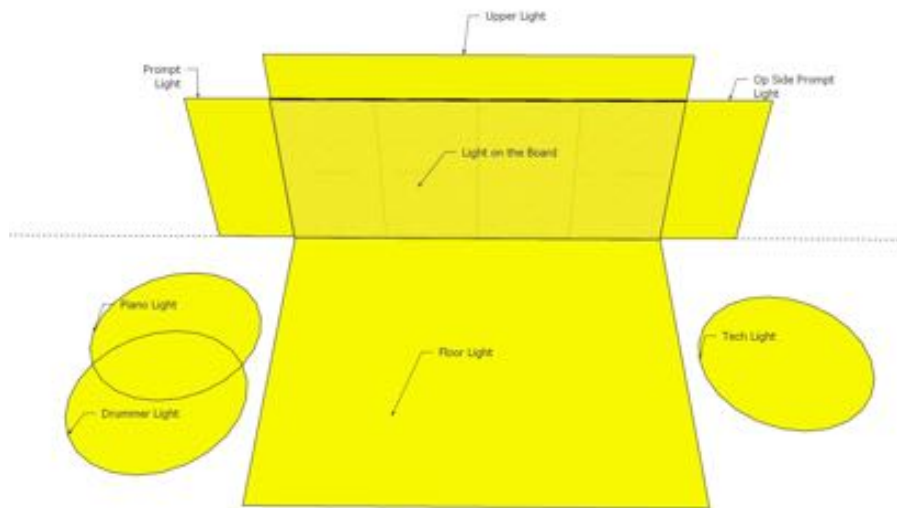


LIGHTING

The lighting will be setup based on the sketched scheme below.

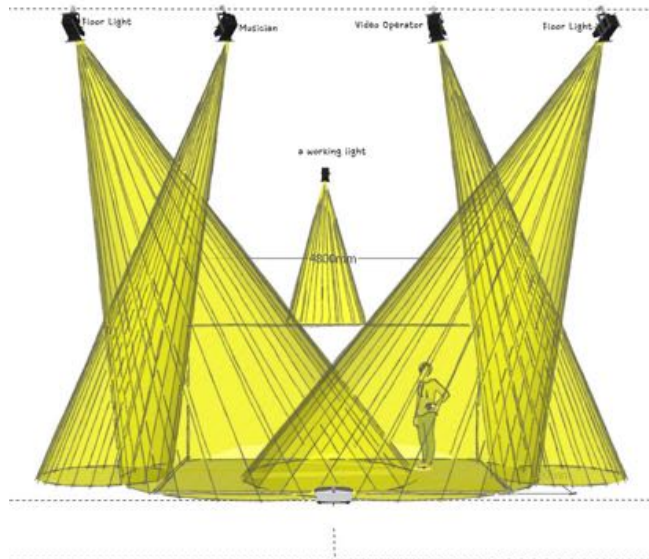
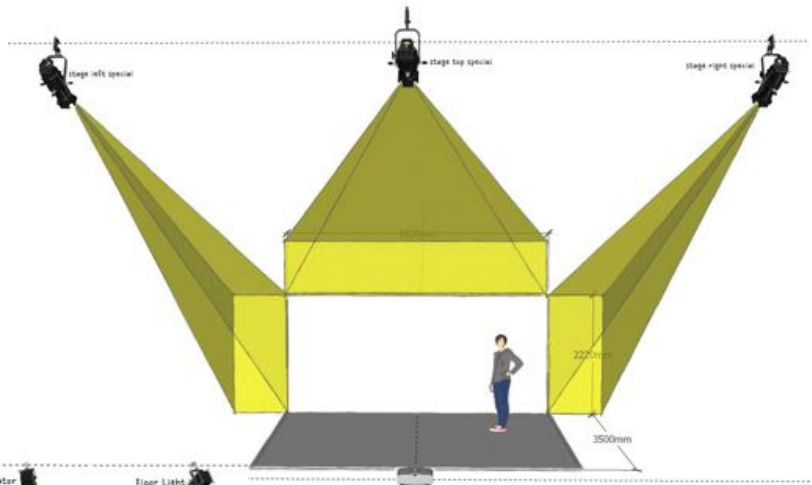
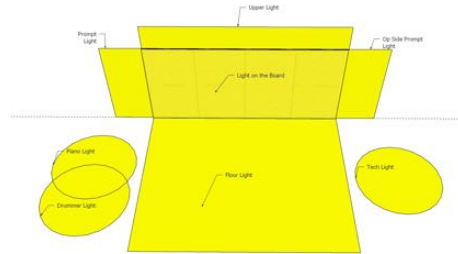
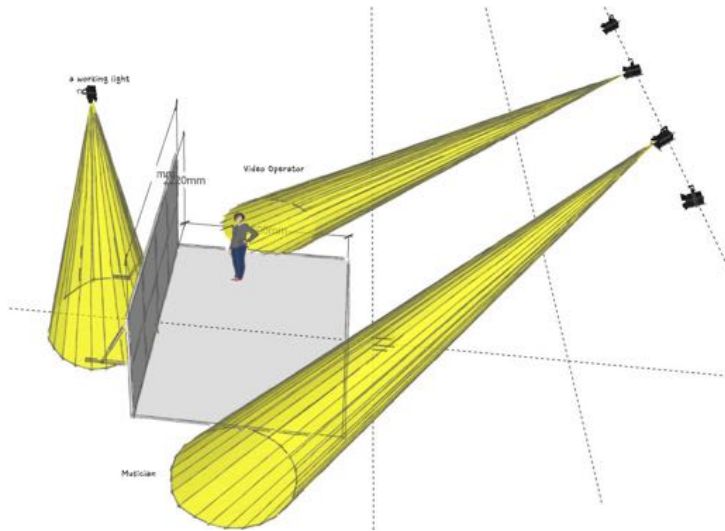
However, actual setup will be decided on site, depending on the equipment and fixture availabilities, so please regard below as a pre-reference only.

- With the basic full stage wash light, below areas will be setup as specials.
- #201 gel filters to be used on all lights as default white.
- Uses of RGB (and/or purple) colored washes are optional.
- All lightings to be assigned on 8~10 faders to be operated manually.



LIGHTING _continued

- Specials explained.

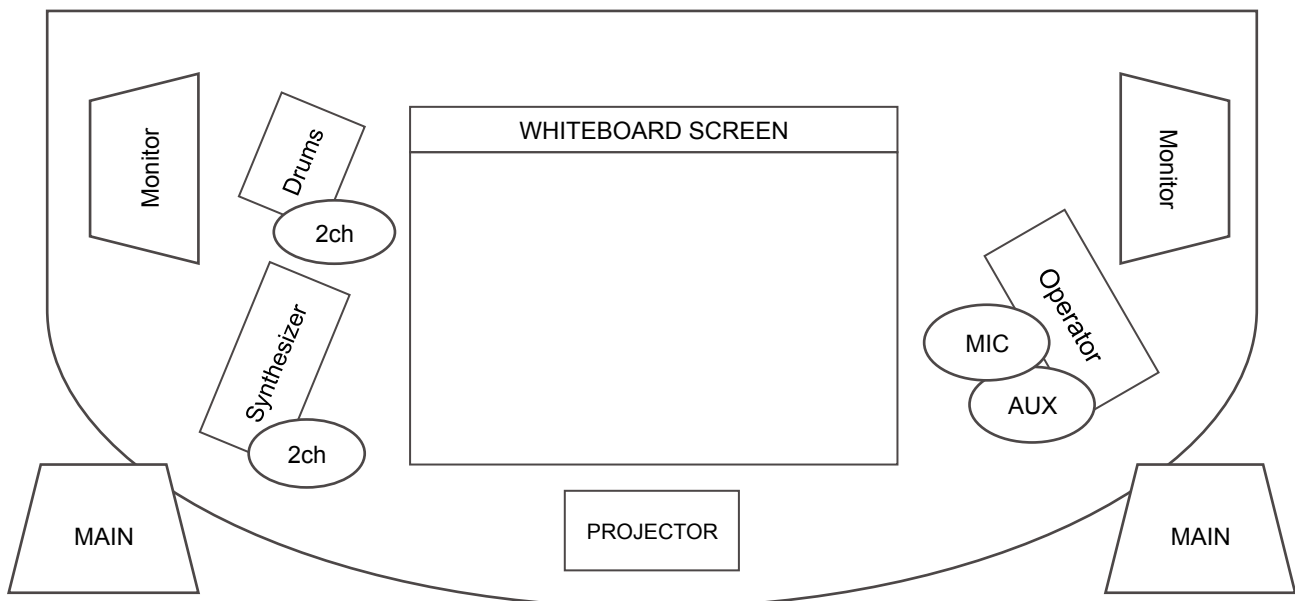


SOUND

- Actors only use their voice without the microphones.
- Instruments, operator laptops and microphones are brought by BRUSH.
- 2 monitor speakers are to be provided on the sides.
- XLR cables are to be provided.

INPUT CHANNELS

- Synthesizer Keyboard (+DI box) – 2CH
 - Electronic Drumset (+DI box) – 2CH
 - Condensator Mic (AKG C214, 48v phantom power) – 1CH
 - Laptop Playback AUX (DI box) – 2CH
- If the simplified setup is required, a mixing console could be operated on-stage by the operator, to just give L+R outputs to the theatre's main system.



PROJECTOR

BRUSH will bring the projector, and it will be placed on the stage floor, so no ceiling or batten installation will be required.

Projector Model (One from the below)

- EPSON EB-L 1505UH NL EKL: 12000 ANSI
- PANASONIC PT-MZ770: 8000 ANSI

EFFECTS

- For one scene, the actor coughs/spits out small amount of water, on the covered floor.
- For one scene, e-cigarette will be used to create small smoke spurting out of the drawn up ship's chimney. Vapor only, without tobacco/nicotine cartridge.



Doodle POP | BRUSH Theatre

Presenter and Technical Director:

Please sign here to acknowledge and accept the terms of this technical rider. In doing so, you are confirming that you have noted and initialed on this rider any adjustments or concerns that need to be addressed during the advance.

Presenter Date

Technical Director Date